

ECS Wildcats at Work



Great job students and teachers, “Celebrating Diversity”!

The proudest moment, for me as an educator, is when I see students displaying their talents!

(Even if I had absolutely nothing to do with developing that talent)

How are you giving students the opportunity to display their talents in your classroom?



February 28, 2014

Volume 1, Issue #5

Inside this issue:

Celebrating Diversity in the Classroom	1
Partnership Approach	2
Real World Ready; Writing Across the Curriculum	3
Strategic Teachers	3
Formative Assessments	4
Cool Teacher Tips	4



“Our differences don’t make a difference.” Dr. Lafayette

“THERE IS NO COMFORT IN THE LEARNING ZONE;
THERE IS NO LEARNING IN THE COMFORT ZONE.”

MELINDA SINCLAIR

THANKS, MRS. SANDERS FOR SHARING!

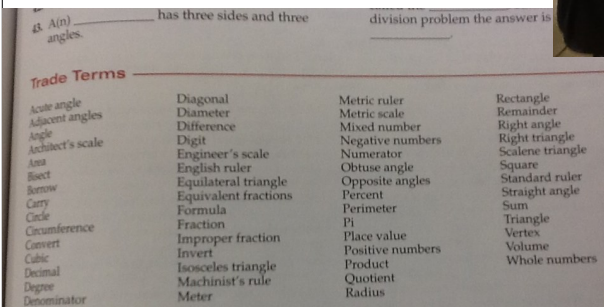
Alabama College & Career Ready Standards






AL Insight Tool where you can find unwrapped standards for ELA, Math, & Literacy

Partnership Approach

What a great PD on dialogue, sharing, listening, and being an active participant. Growing as a community of educators will allow us to have powerful conversations about student achievement. Thank you for openly sharing your ideas!




Mr. Dale Stewart in welding and Mr. Lonnie Rash in Aviation Maintenance ensure their students understand, generate, develop, & apply what they have learned in their academic classes. They are continuously finding ways to give their students immediate feedback so they can learn from their mistakes. Images of their curriculum are on either side.




Mrs. Boyd's Art students partnered with Mrs. Pittman's ABC's students from Holly Hill for project based learning!

Writing Across the Curriculum



Mrs. Smith's Alg II w/ Trig students had to form a band and work with their band members to **compare and contrast** 2 types of graphs and **explain** how they were alike or different.

Strategic Teachers



Mrs. Hulsey's 10th grade US History class was hooked on a "break up" letter found on the floor. She read it aloud and told them she probably shouldn't share who wrote it! They bought it hook, line, and sinker. Little did they know, she was activating their curiosity & introducing the lesson. It was signed "The American Colonies". **SNEAKY TEACHER!!!!**

They continued the lesson with a writing assignment where they **read, generalize, synthesize, and explain** the Pre-Ambles to the Constitution in their own words.

[The View from My Classroom Window](#) (blog)

[Break up Letter w/ video reaction of students](#)



Mrs. Crowley uses red and green cards with her Pre-AP Chemistry students to assess whether she needs to slow down or speed up during lecture.

Simple **formative assessment** she learned from reading Jim Knight's High Impact Instruc-



Formative Assessments provide immediate feedback. (book)
Have you ever wondered why ballet studios have mirrors all the way around the room?




U-P-S FORMATIVE ASSESSMENT STRATEGY (VIDEO)

Cool Teacher Tips



KIDS WILL LOVE IT!!!!

simplifythechaos.com



How do you get your students' attention?

This teacher uses a wind chime. Neat!