



Wildcats at Work v.3

[View this email in your browser](#)

EHS Embedded PD

WHY?

The most important question we can ask ourselves.

- Why should my students be engaged?
- Why are students doing this homework assignment?
- Why are students doing this activity?
- Why are students using this technology tool?

Embedded PD

Agenda.....


- System & School wide Goals
- Instructional Rounds Overview
- Student Engagement
- Next Steps
- Learning Walk Opportunities

Embedded PD

Learning Targets

Let's compare our school goals to those of our school system.

Let's understand the instructional round process and look for opportunities to grow students through true engagement.



Learning Activities & Protocols:

- Student Engagement Anticipation Guide
<http://www.theteachertoolkit.com/index.php/tool/anticipation-guide>
- 5 Myths of Student Engagement Article
 - <http://www.mindstepsinc.com/2013/04/five-myths-about-student-engagement/>
- Table Talk
 - What misconceptions did you have?
 - Did you change your responses or reasoning after reading the article?
 - Were there any "aha's" after reading the article?
- Share out whole group
- Match EHS indicators of student engagement with what research says are standards for engaging students.
 - <http://216.78.200.159/RandD/Educational%20Leadership/10%20Standards%20for%20Motivation%20-%20Cossett.pdf>
 - Read "10 Standards for Motivation"
 - Gallery Walk - Walk around looking at categories created on affinity maps created during our 1st and 2nd instructional rounds. Circle standards of motivation from article that match those categories indicated on our EHS affinity maps.

<http://www.theteachertoolkit.com/index.php/tool/gallery-walk>

- Discuss which categories and indicators matched
- Next steps
 - Dig deeper in Round #3 to find solutions to quality questions regarding student engagement
 - Faculty Learning Walks - small groups of teachers visiting classrooms during part of their planning to learn new strategies and discuss what does work & what doesn't work

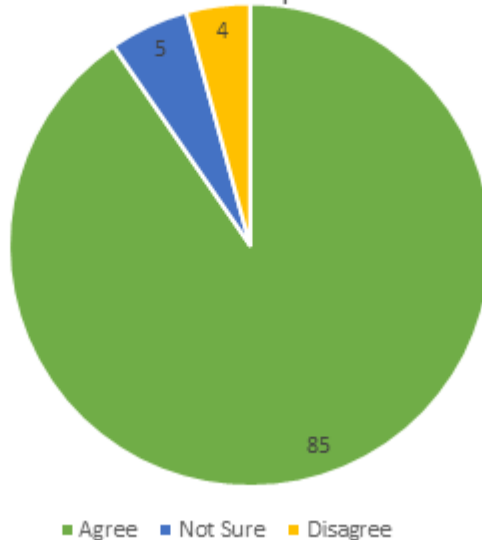
COME WHEN YOU CAN & COME AS YOU ARE!

November 5th

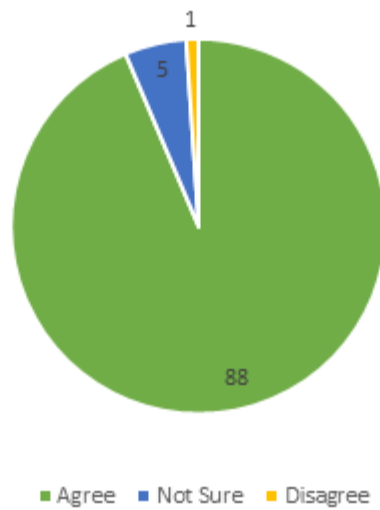
(E-mail me if you want to participate, but didn't get to sign up at PD)

FACULTY FEEDBACK!

"10 Standards of Motivation" clearly sets the expectations for designing lessons that will keep students truly engaged.



I am currently incorporating or will commit to incorporating these standards into my lesson planning.



Questions/Concerns:

-What about student responsibility?

-We are still trying to elucidate what real engagement is.

- I have incorporated some strategies. Must rotate events. Sometimes need I do, We do, You do activity.

-Activities that work!

-I don't know how I feel about this?

-FOOD!

-I'm Hungry!

-3rd block should eat lunch first. We are starving.

3rd should eat lunch first.

-Eat lunch before PD next time.

- I wish we could talk a little about student responsibility.
- Not enough time to read.
- I am researching articles & ways to increase student engmt independently since I am a new teacher.
- The teacher must know their students well enough to truly know if they are engaged in the learning process.
- Perhaps make us sit in collaborative groups w/ different subject areas.

Take Aways:

- Need actionable advice on differentiation & scaffolding
- Engagement is very subjective, and it will look different for each student.
- I can always learn how to do stuff better.
- Will look again & change to meet their needs.
- Great material today! Really got me thinking. Thank you.
- Continue sending stuff our way!
- Provide more avenues for motivating/engaging students.
- To keep in mind that a student who has his head down or even drawing may still be engaged.
- Excitement does not = Engagement.
- What an engaged learner actually looks like & what we expect to see is sometimes different.
- My expectations for engagement did not agree with the handout.
- Engaged students look different depending on the student and/or his ability level & motivation level.
- Student engagement need to be a priority.
- It's okay not to see excited kids all the time.
- "10 Standards" emphasizes independence.
- I always feel like I gain something new as far as what engagement looks like each time.
- You have to have a balance in your classroom!
- Read a sticky note that said.....(Student Quote)
"Group work allows me to learn from myself."
- Obedience does not = Engagement
- Try to engage EVERY STUDENT. Do not settle for compliant students.
- Teaching is a work in progress. :) I am a teacher - still a work in progress. :)

- Incorporate technology often
- Small group/talking at table is most beneficial part of PD
- I think I do a pretty good job of "knowing" my students, but I could do better.
- Really enjoyed teacher commentary. I totally agreed with so many of their comments. :)
- 5 Myths about Engagement
- "5 Myths..." Variable responses based on variety of student learning styles represented in classroom.
- Keep 5 Myths of Engagement in mind.
- Different b/n a kid that's engaged in their learning as opposed to one that is merely "compliant".
- Myths about student engagement - An engaged kid is not an excited kid.
- Student engagement comes in many forms.
- 5 Myths
- Engaged students are in all shapes & sizes.

Thank you to everyone for participating in our embedded PD. Your participation and your feedback is very valuable to me!

I sincerely apologize to 3rd block for filling your brain, but not your stomach!!!! :)

Copyright © 2014 Enterprise High School, All rights reserved.

This newsletter is to share the great things happening in instruction around EHS. I want to highlight the awesome things I see as I move around the school and shine a spotlight on all the fabulous professionals that I get to work with everyday!

You can contact me:

Enterprise High School

Lori Snell

Instructional Partner

Room 139

334-447-6749

lsnell@enterpriseschools.net

[unsubscribe from this list](#) [update subscription preferences](#)